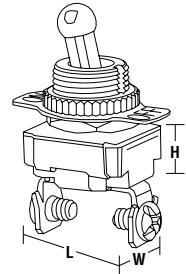




Medium & Light-Duty Toggle Switches

- Great for household appliances and equipment
- Bat toggle switch, 774007, is ideal for battery-powered equipment including trimmers and lawn mowers
- Wire leads are #18 AWG, 6 in. stripped wire
- 1/2 in. diameter mounting hole

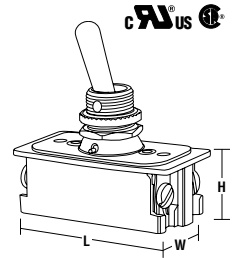



Product	Description	Poles	Circuitry	Termination Style	No. of Terminals	Rating	Dimensions (L" x W" x H")	Cat. No.
	Bat Toggle with On-Off Faceplate	SPST	On-Off	Screw	2	6 Amps 120 VAC, 3 Amps 240 VAC	.69 x .55 x .34	774017
			On-Off	Wire Leads	2	4 Amps 250VAC/DC, 8 Amps 125VAC/DC, 10 Amps 125 VAC, 1/3 HP 125 VAC	.98 x .64 x .62	774018
	Bat Toggle*		On-Term Ground	Spade	1	21 Amps 14 VDC	.69 x .55 x .34	774007
	Short Ball Toggle Switch	SPST	On-Off	Wire Leads	2	6 Amps 125 VAC, 3 Amps 250 VAC	.89 x .47 x .55	774002

*DC rating not CSA or RU listed.

Extra Heavy-Duty AC/DC Toggle Switches

- The switch that can handle your heavy-duty requirements
- Quick-make/quick-break type switches are ideal for DC voltage applications
- Perfect for industrial motor control, with its sturdy metal construction and stiff actuation force, it will withstand the abuses of virtually any application




Product	Description	Poles	Circuitry	Termination Style	No. of Terminals	Rating			Dimensions (L" x W" x H")	Cat. No.
						Amps 125 VAC	Amps 227 Vac	HP 125-250 VAC		
	Heavy-Duty Toggle Switch	DPST	On-Off	Screw	4	16	8	1	1.75 x .84 x .76	774096
						20	10	1-1/2	2.09 x 1.00 x .90	774097



Toggle Switch Accessories

- Neoprene covers great for outdoor and other environmentally tough conditions.
- Covers screw onto toggle switches to protect from moisture, dust and dirt.
- Nickel indicator plate fits easily on most toggle switches to identify the On-Off positions

Product	Description	Mounting	Dimensions	Quantity	Cat. No.
	Toggle Switch Cover	15/32 - 32 NS-2B	.93 Height x .62 Base Dia.	2	774020